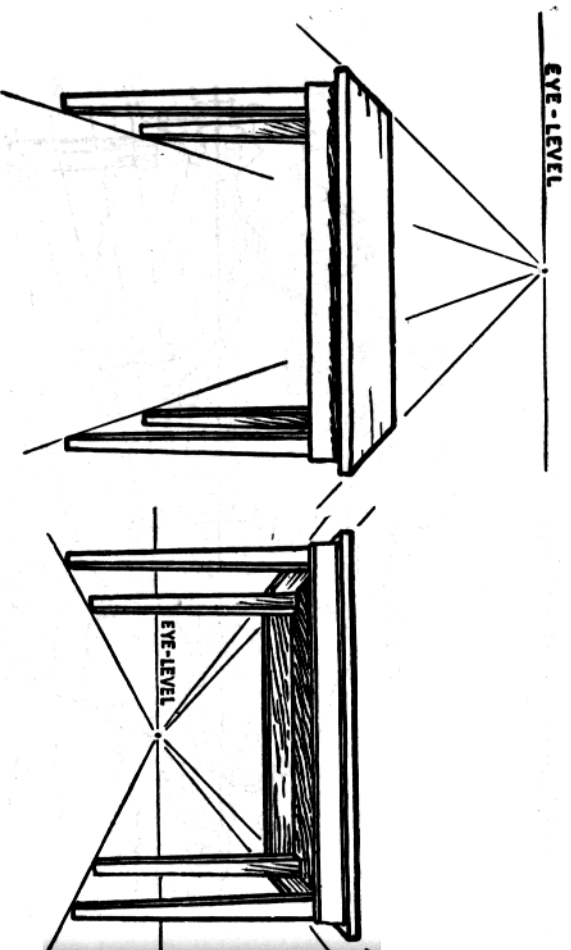


## IMPORTANCE OF THE EYE-LEVEL



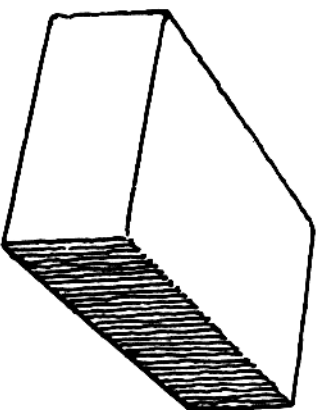
Eye-level above the table top.  
Sketched while standing beside the table.

Eye-level below the table top.  
Sketched while sitting on the floor.

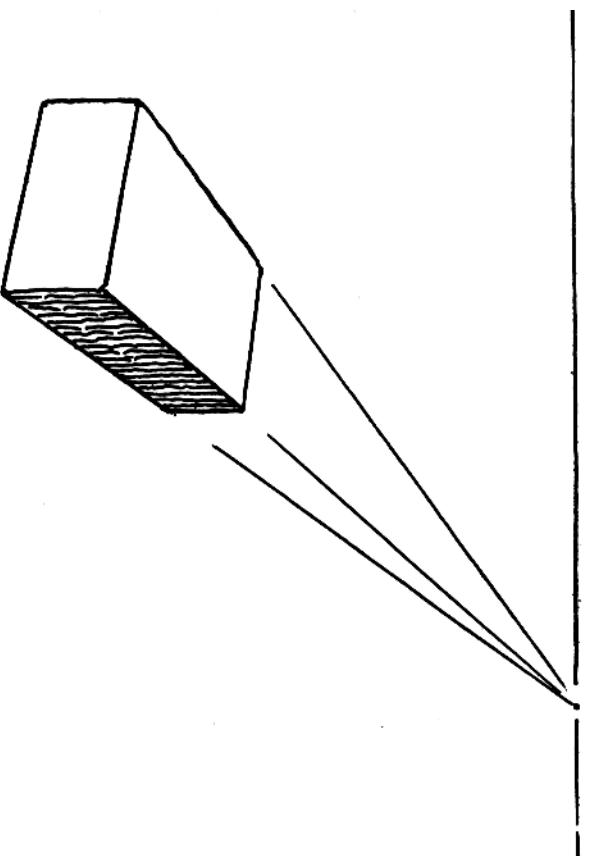
It is easily seen that you would get two entirely different views of your table if you made a sketch while standing beside it, or if you sat on the rug and sketched the same table from that position.

The whole system of perspective drawing is based on the height of this eye-level; whether or not the eyes are above or below the thing that is being sketched.

## THE TWO VANISHING POINTS



Place the brick flat on the table so that three of its sides can be seen.



Now we have three lines which can be extended, thus locating the vanishing point and the eye-level.